

MALAYSIAN HOUSE PRICE INDEX 2021



MALAYSIAN HOUSE PRICE INDEX



| | | | |
|---------------|-----------|-----------|-------------------|
| Base Year | 2010 | 2020 | 2021 ^P |
| Index Point | 100.0 | 200.3 | 201.5 |
| Average Price | RM217,857 | RM432,111 | RM434,758 |

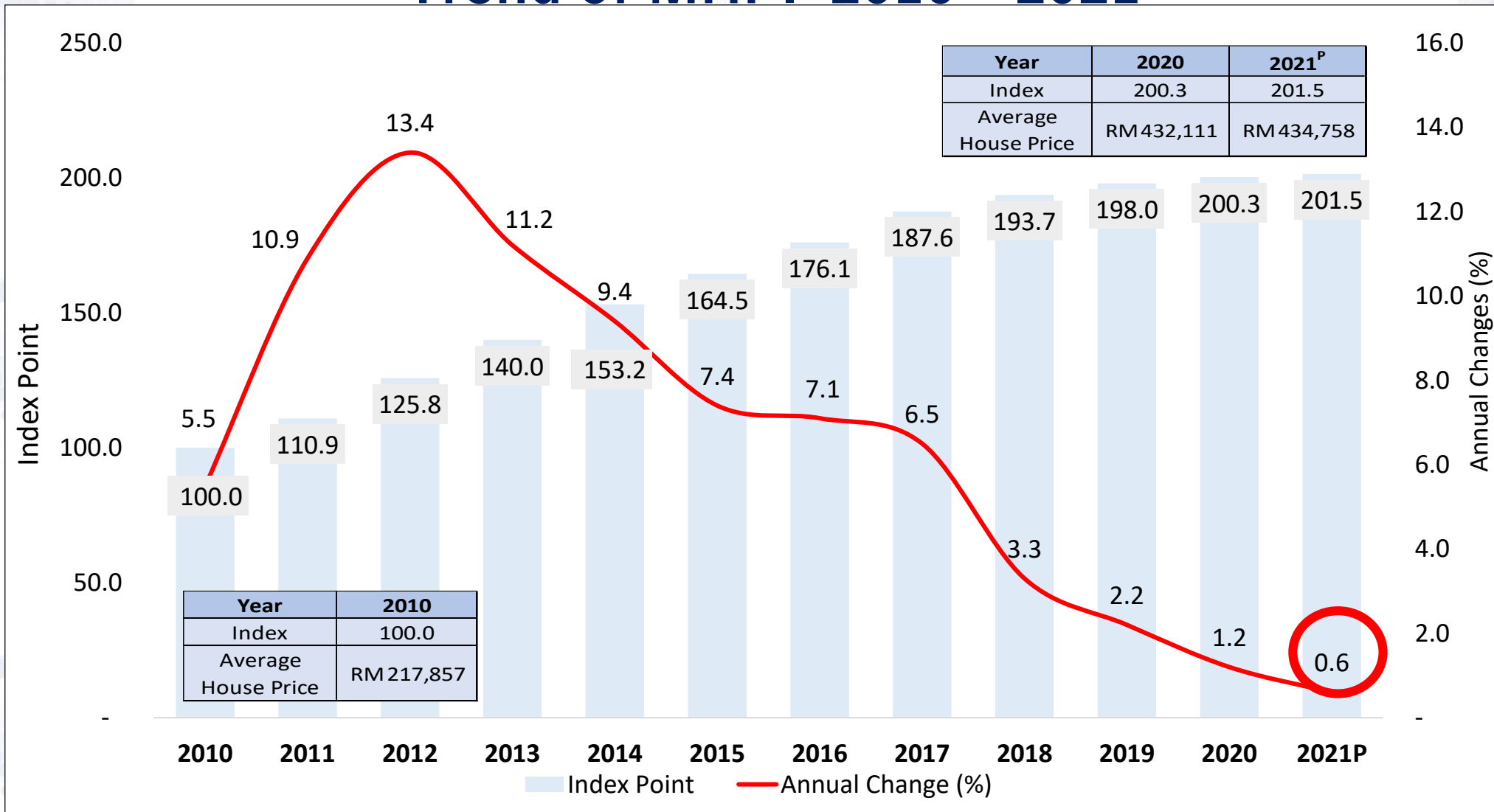
Annual Change

0.6%

Malaysian House Price Index (MHPI): Base Year 2010

MALAYSIAN HOUSE PRICE INDEX

Trend of MHPI 2010 – 2021^P



Malaysian House Price Index (MHPI): Base Year 2010

MHPI by House Type & Average House Price



ALL HOUSE

Year-on Year Change
(2021^P vs 2020)

▲ 0.6%


| 2010 | 2020 | 2021 ^P |
|-----------|-----------|-------------------|
| 100.0 | 200.3 | 201.5 |
| RM217,857 | RM432,111 | RM434,758 |

▲ 2.0%



Terraced

▼ -0.2%



High Rise

▼ -0.1%



Semi Detached

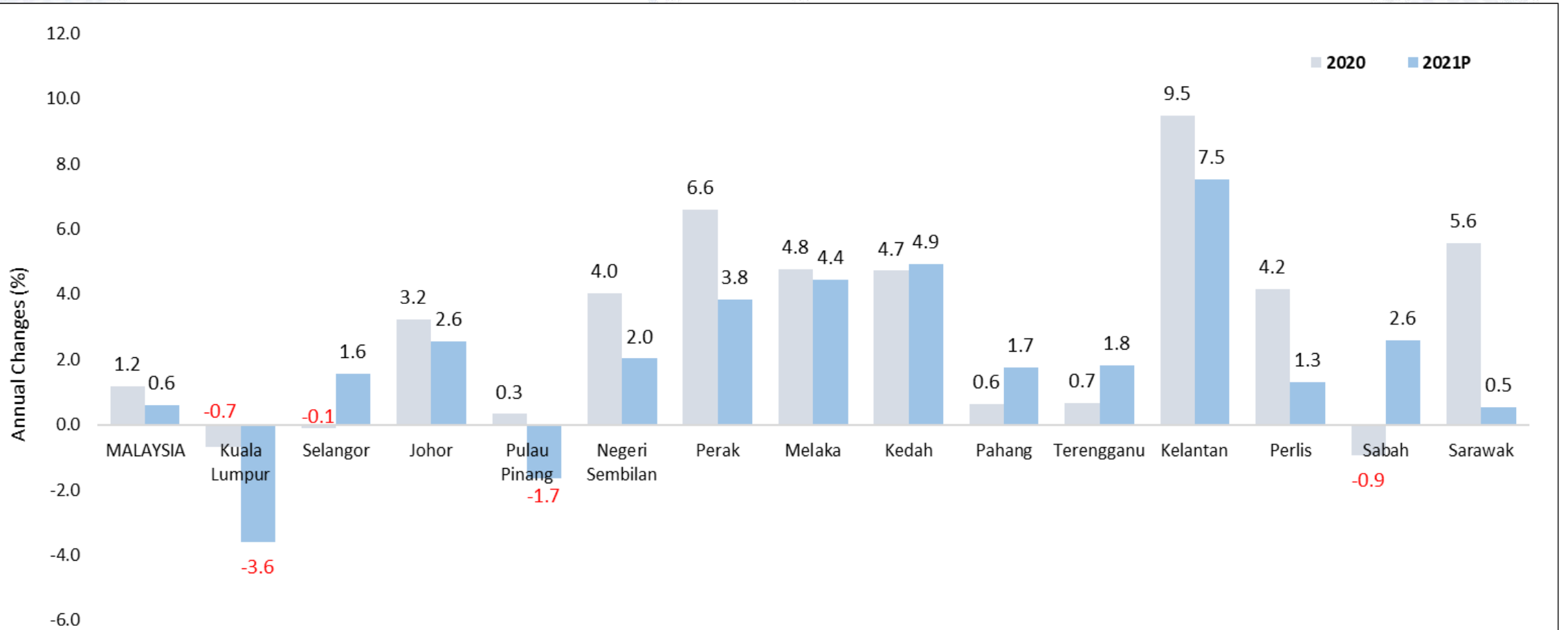
▼ -3.3%



Detached

| | Terraced | High Rise | Semi Detached | Detached |
|-------------------|--------------|--------------|---------------|--------------|
| 2010 | 100.0 | 100.0 | 100.0 | 100.0 |
| | RM188,207 | RM173,713 | RM378,294 | RM381,512 |
| 2020 | 217.2 | 196.9 | 177.3 | 172.9 |
| | RM402,851 | RM339,859 | RM664,562 | RM660,966 |
| 2021 ^P | 221.5 | 196.5 | 177.1 | 167.2 |
| | RM410,781 | RM339,214 | RM663,725 | RM639,291 |

MHPI: Annual Change by State & Average Price 2021^P vs 2020



| YEAR | | MALAYSIA | Kuala Lumpur | Selangor | Johor | Pulau Pinang | Negeri Sembilan | Perak | Melaka | Kedah | Pahang | Terengganu | Kelantan | Perlis | Sabah | Sarawak |
|-------------------|---------------------|------------|--------------|------------|------------|--------------|-----------------|------------|------------|------------|------------|------------|------------|------------|------------|------------|
| 2020 | Index Point | 200.3 | 196.5 | 201.9 | 234.8 | 196.4 | 199.7 | 205.0 | 182.1 | 186.4 | 177.6 | 174.3 | 186.0 | 192.2 | 178.5 | 188.4 |
| | Average House Price | RM 432,111 | RM 780,234 | RM 489,555 | RM 366,362 | RM 440,309 | RM 268,076 | RM 234,691 | RM 200,840 | RM 242,232 | RM 234,481 | RM 274,636 | RM 212,913 | RM 209,882 | RM 457,727 | RM 480,595 |
| 2021 ^P | Index Point | 201.5 | 189.4 | 205.0 | 240.8 | 193.1 | 203.7 | 212.9 | 190.2 | 195.6 | 180.7 | 177.4 | 200.0 | 194.7 | 183.1 | 189.4 |
| | Average House Price | RM 434,758 | RM 752,142 | RM 497,184 | RM 375,808 | RM 433,021 | RM 273,483 | RM 243,699 | RM 209,775 | RM 254,149 | RM 238,565 | RM 279,634 | RM 228,886 | RM 212,614 | RM 469,529 | RM 483,104 |