


PBO-RI & SC-RI 2021

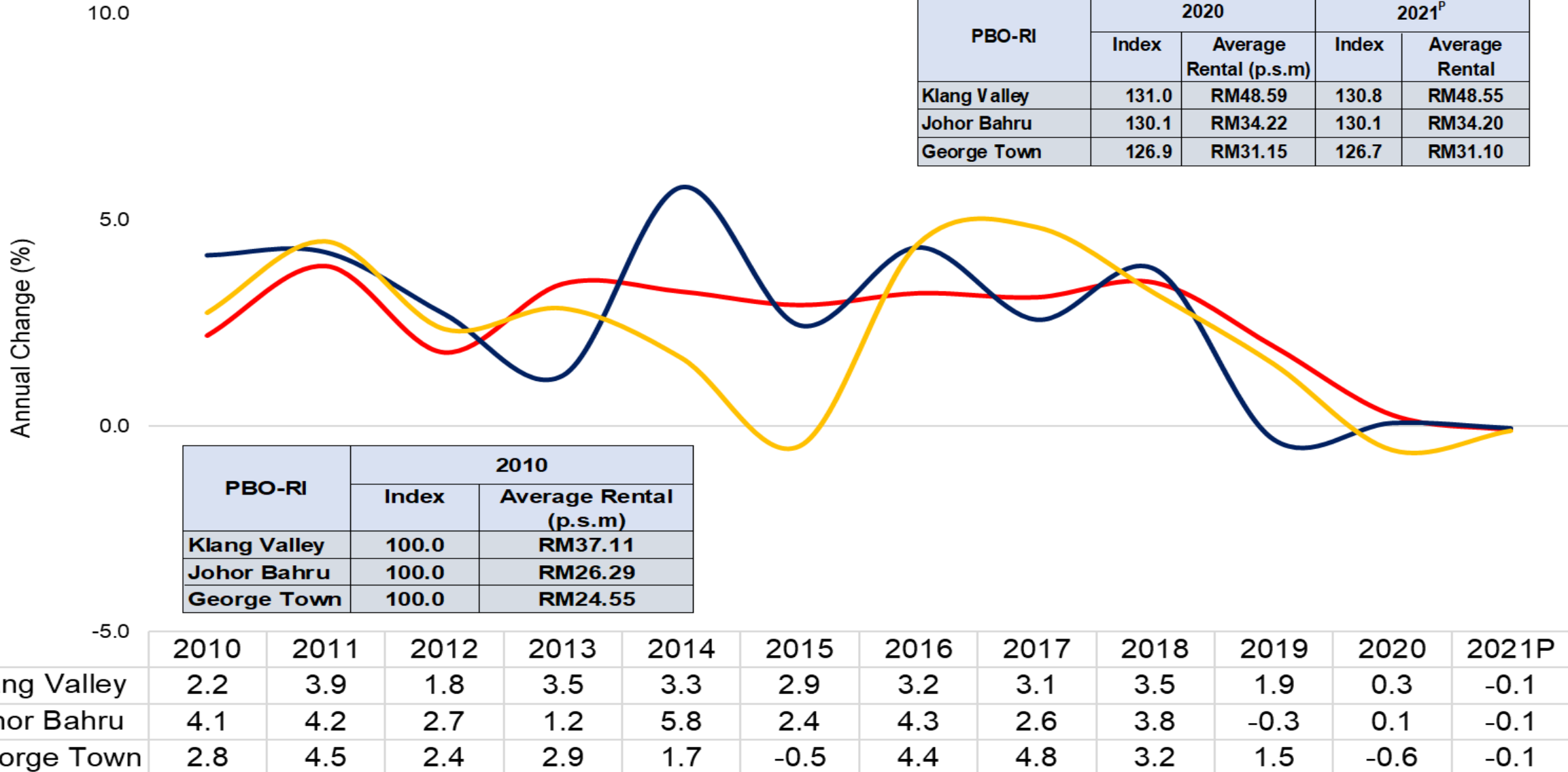


Purpose-Built Office Rental Index

Index Point, Average Rental & Yearly Change 2021^P



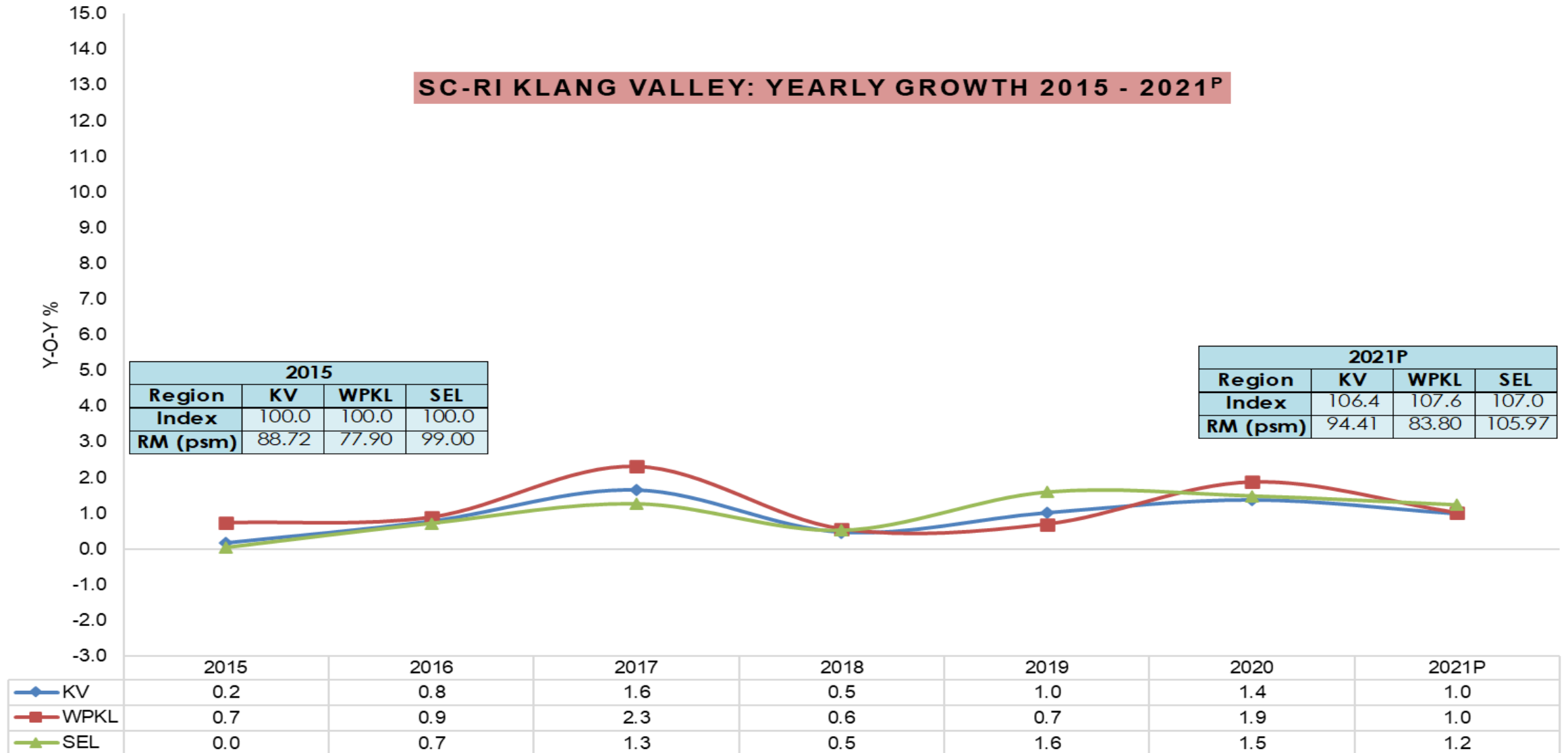
PBO-RI & Annual Growth Klang Valley, Johor Bahru & George Town 2021^P



SC-RI & Annual Growth Klang Valley, Kuala Lumpur & Selangor 2021^P



SC-RI KLANG VALLEY: YEARLY GROWTH 2015 - 2021^P




KV SC-RI RENTAL MODEL

KV SC-RI



INDEX POINT: 106.4
AVERAGE RENTAL: RM94.41 p.s.m.



WPKL SC-RI



INDEX POINT: 107.6
AVERAGE RENTAL: RM83.80 p.s.m.

SELANGOR SC-RI



INDEX POINT: 107.0
AVERAGE RENTAL: RM105.97 p.s.m.

KV SC-RI By category

SUPER REGIONAL



INDEX POINT: 109.2
AVERAGE RENTAL: RM183.77 p.s.m.

REGIONAL CENTRE



INDEX POINT: 105.9
AVERAGE RENTAL: RM133.49 p.s.m.

NEIGHBOURHOOD CENTRE



INDEX POINT: 102.0
AVERAGE RENTAL: RM62.78 p.s.m.

COMMUNITY CENTRE



INDEX POINT: 103.9
AVERAGE RENTAL: RM49.16 p.s.m.