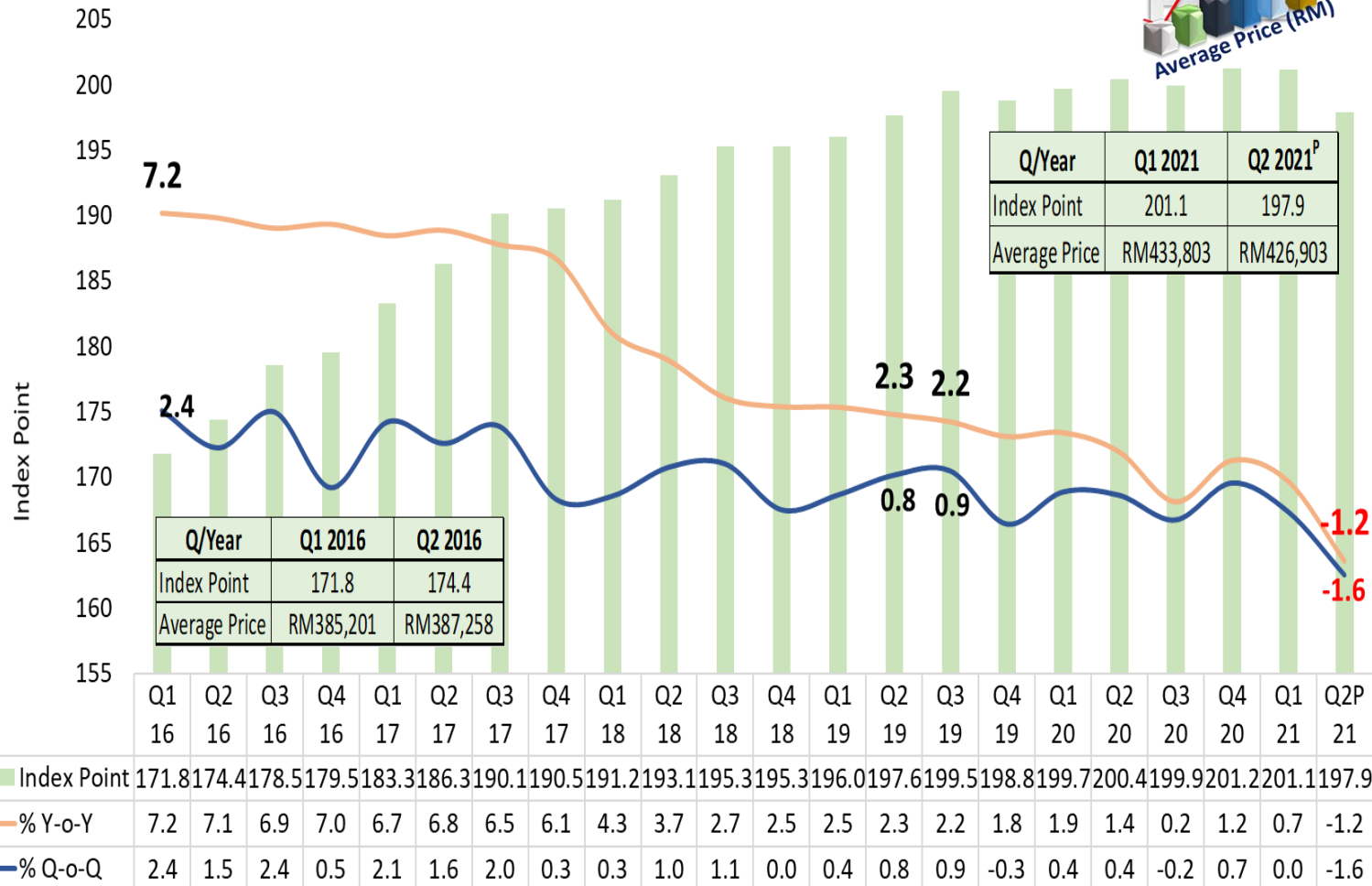



MALAYSIAN HOUSE PRICE INDEX (MHPI)

MHPI, Annual & Quarterly Changes




MHPI by House Type and Average House Price

Year-on Year Change (Q2 2021^P vs Q2 2020)




2010 Q2 2021^P
100.0 197.9
RM217,857 RM426,903




2010 Q2 2021^P
100.0 218.4
RM188,207 RM405,237



2010 Q2 2021^P
100.0 192.0
RM173,713 RM331,506



2010 Q2 2021^P
100.0 172.3
RM378,294 RM645,671



2010 Q2 2021^P
100.0 163.9
RM381,512 RM626,777

MHPI: Annual & Quarterly Changes by State Q2 2021^P

