

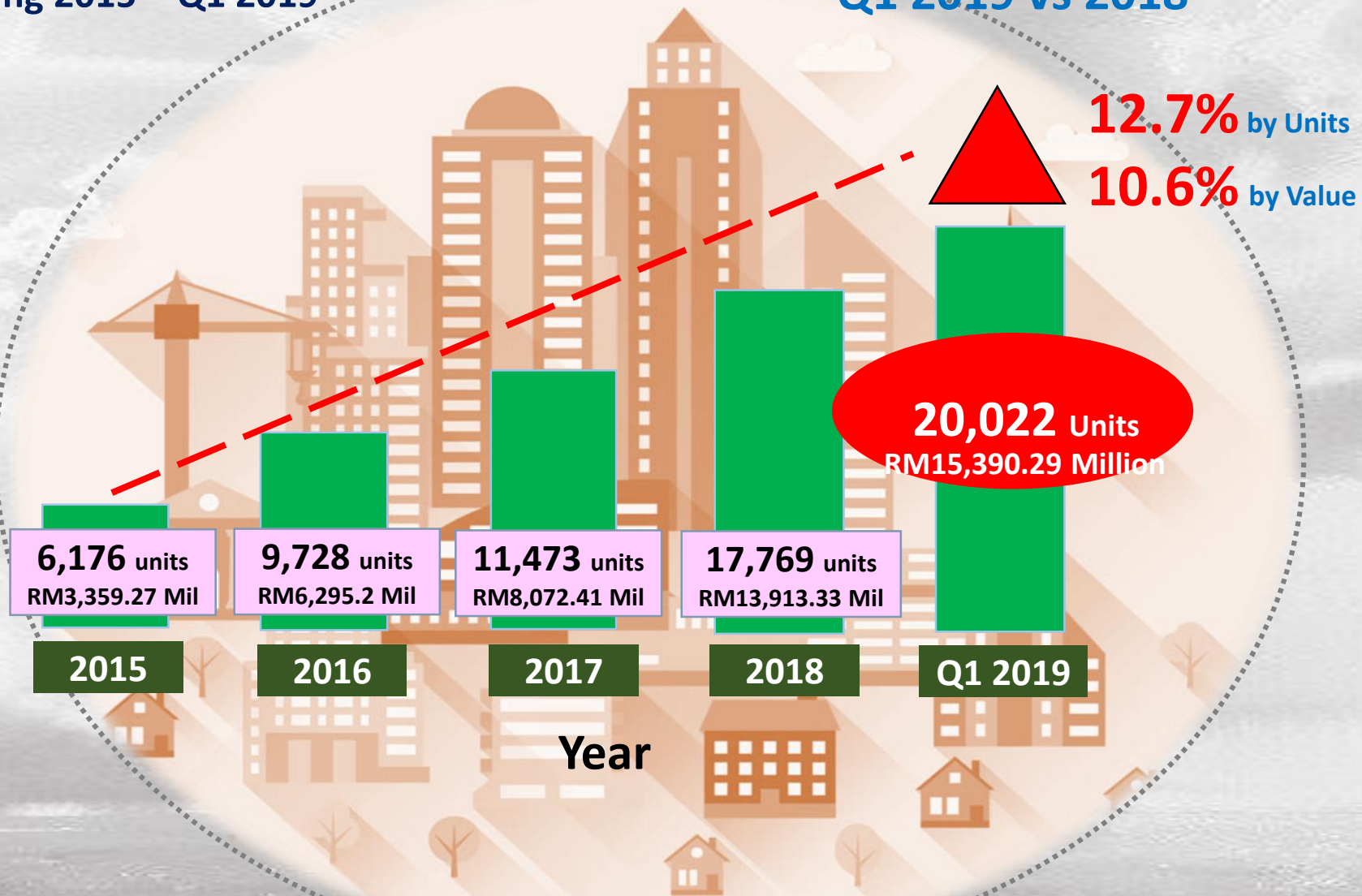
Commercial: Overhang Status Q1 2019



Trend of Overhang 2015 - Q1 2019

Q1 2019 vs 2018

Overhang units/ Value (RM Million)

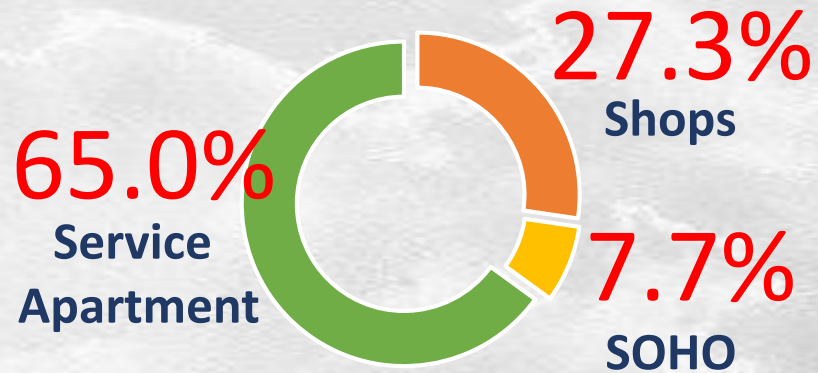


Further information please refer to Property Market Status Table Q1 2019

Commercial: Overhang Status Q1 2019

ii

Overhang Status by Type



iii

Overhang Units by Price range (Shops)

Price Range (RM)	Units/ Value (RM Million)
Below RM200,000	387 units/ RM502.66
RM200,001 – RM300,000	388 units/ RM1,033.87
RM300,001 – RM500,000	1,328 units/ RM5,757.89
RM500,001 – RM700,000	1,114 units/ RM6,619.69
RM700,001 – RM 1 Mil.	1,109 units/ RM9,453.60
Above RM1 Mil.	1,146 units/ RM21,630.69
TOTAL	5,472 units/ RM44,998.40

iv


Overhang Units by Price Range (Service Apartment/ SOHO)

Price Range (RM)	Service Apartment (Units/ Value (RM Million))	SOHO (Units/ Value (RM Million))
Below RM200,000	212 units/ RM392.53	-
RM200,001 – RM300,000	429 units/ RM1,195.20	351 units/ RM986.30
RM300,001 – RM500,000	2,335 units/ RM9,639.63	926 units/ RM3,977.44
RM500,001 – RM700,000	3,426 units/ RM20,938.86	-
RM700,001 – RM 1 Mil.	4,223 units/ RM34,751.87	260 units/ RM2,114.45
Above RM1 Mil.	2,388 units/ RM34,908.24	-
TOTAL	13,013 units/ RM101,826.32	1,537 units/ RM7,078.18

Commercial: Unsold Property Data Q1 2019

Type of Property	Unsold Units	
	Under Construction	Not Constructed
Shops	7,276 units	496 units
Service Apartments	40,660 units	13,663 units
SOHO	4,620 units	2,851 units
TOTAL	52,556 units	17,010 units

Majority of **UNSOLD** units contributed by Service Apartment
78.1%



29.5%
of **UNSOLD** units contributed by Incoming Supply

7.2%
of **UNSOLD** units contributed by Planned Supply