


# Overall Performance MALAYSIA'S PROPERTY STOCK 2019

## EXISTING STOCK

**Residential**  
**5,727,814** Units



**Industry**  
**116,981** Units

**Shops**  
**526,079** Units



**Purpose Built Office**  
**2,549** Buildings (**22,590,473** s.m.)

**Service  
Apartments**  
**253,056** Units



**Shopping Complex**  
**1,036** Buildings (**16,505,541** s.m.)

**SOHO**  
**38,134** Units




**Hotel**  
**3,404** Hotels (**266,972** Rooms)

# INCOMING SUPPLY 2019

**Residential**  
**443,161** Units



**Industry**  
**4,343** Units



**Shops**  
**37,395** Units



**Purpose Built Office**  
**51** Buildings (**2,378,131** s.m.)



**Service Apartments**  
**119,281** Units



**Shopping Complex**  
**40** Buildings (**1,952,135** s.m.)



**SOHO**  
**28,073** Units




**Hotel**  
**114** Hotels (**24,161** Rooms)



# PLANNED SUPPLY 2019

**Residential**  
**441,309** Units



**Industry**  
**7,169** Units

**Shops**  
**35,183** Units



**Purpose Built Office**  
**15** Building (**398,944** s.m)

**Service Apartments**  
**180,751** Units



**Shopping Complex**  
**14** Building (**506,450** s.m)

**SOHO**  
**17,958** Units



**Hotel**  
**74** Hotels (**14,810** Rooms)