


# MALAYSIA'S PROPERTY STOCK Q3 2019

## EXISTING STOCK

**Residential**  
5,692,656 Units



**Industry**  
116,451 Units

**Shops**  
524,555 Units




**Purpose Built Office**  
2,546 Buildings (22,414,280 s.m.)

**Service Apartments**  
240,319 Units



**Shopping Complex**  
1,035 Buildings (16,425,184 s.m.)


**SOHO**  
38,134 Units



**Hotel**  
3,225 Hotels (257,195 Rooms)

# INCOMING SUPPLY

**Residential**  
456,886 Units



**Industry**  
4,722 Units

**Shops**  
38,286 Units



**Purpose Built Office**  
46 Buildings (1,878,726 s.m.)

**Service Apartments**  
116,211 Units



**Shopping Complex**  
39 Buildings (1,524,807 s.m.)

**SOHO**  
26,998 Units



**Hotel**  
107 Hotels (23,152 Rooms)

# PLANNED SUPPLY

**Residential**  
**442,468** Units




**Shops**  
**34,479** Units



**Service  
Apartments**  
**181,609** Units



**SOHO**  
**17,480** Units



**Industry**  
**7,154** Units



**Purpose Built Office**  
**24** Buildings (**642,853** s.m.)



**Shopping Complex**  
**27** Building (**1,035,255** s.m.)



**Hotel**  
**65** Hotels (**11,678** Rooms)